


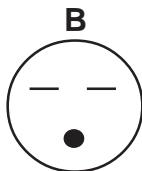
RG-51C

Cooling Capacities BTUH	5,000
Approx. Sq. Ft. Cooling	150
E.E.R.	9.7
Heating Capacities BTUH (electric)	N/A
Heating Capacities BTUH (heat pump)	N/A
Power Supply	115V 60Hz
Ventilation Control	No
Fan Only	Yes
Air Delivery CFM	140
Fan Motor Speeds	2/2

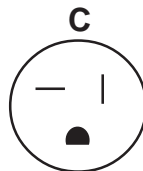
Amps Cooling	4.8
Amps Heating	N/A
Maximum Fuse Size	15
Slide-Out Chassis	No
Window Mounting	Yes
Remote Control	Yes
Power Cord	A
Shipping Weight (lbs.)	44
Max. Wall Thickness	1-3/4"
Dimensions HxWxD (inches)	11 ¹ / ₈ x 17 ⁹ / ₁₆ x 12 ¹³ / ₁₆
Warranty	877-755-7932



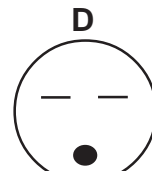
15 AMP
115 VOLT
PARALLEL



15 AMP
230 VOLT
TANDEM



20 AMP
230 VOLT
TEE



30 AMP
230 VOLT
TANDEM

All specifications subject to change without notice.