


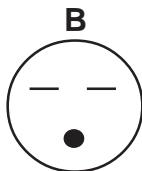
RG-61B

Cooling Capacities BTUH	5,800
Approx. Sq. Ft. Cooling	210
EER	9.7
Heating Capacities BTUH (electric)	N/A
Heating Capacities BTUH (heat pump)	N/A
Power Supply	115V 60Hz
Ventilation Control	No
Fan Only	Yes
Air Delivery CFM	140
Fan Motor Speeds	2/2

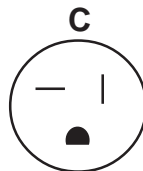
Amps Cooling	5.6
Amps Heating	N/A
Maximum Fuse Size	15
Slide-Out Chassis	No
Window Mounting	Yes
Remote Control	No
Power Cord	A
Shipping Weight (lbs.)	50
Max. Wall Thickness	5"
Dimensions HxWxD (inches)	12 ⁹ / ₃₂ X 18 ⁹ / ₁₆ X 13 ²⁷ / ₃₂
Warranty	877-755-7932



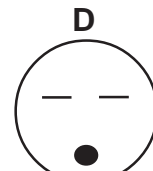
15 AMP
115 VOLT
NEMA 5-15P



15 AMP
230 VOLT
NEMA 6-15P



20 AMP
230 VOLT
NEMA 6-20P



30 AMP
230 VOLT
NEMA 6-30P

All specifications subject to change without notice.