


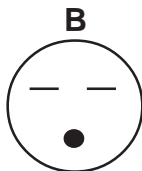
BG-101A

Cooling Capacities BTUH	9,800
Approx. Sq. Ft. Cooling	490
EER	8.8
Heating Capacities BTUH (electric)	N/A
Heating Capacities BTUH (heat pump)	N/A
Power Supply	115V 60Hz
Ventilation Control	Yes
Fan Only	Yes
Air Delivery CFM	285
Fan Speeds—cool/fan	3/3

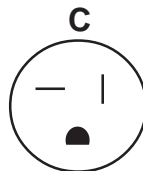
Amps Cooling	10.2
Amps Heating	N/A
Maximum Fuse Size	15
Slide-Out Chassis	Thru-the-wall
Window Mounting	No
Power Cord	A
Shipping Weight (lbs.)	84
Max. Wall Thickness	15"
Dimensions HxWxD (inches)	14 ^{13/32} x 24 x 20 ^{3/32}
Warranty	877-755-7932
In-Home Service	Yes



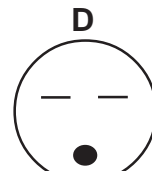
15 AMP
115 VOLT
NEMA 5-15P



15 AMP
230 VOLT
NEMA 6-15P



20 AMP
230 VOLT
NEMA 6-20P



30 AMP
230 VOLT
NEMA 6-30P

All specifications subject to change without notice.