


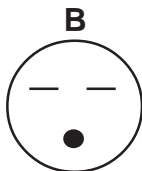
## RAH-123D

Cooling Capacities BTUH	11,200/11,600
Approx. Sq. Ft. Cooling	660
E.E.R.	9.5
Heating Capacities BTUH (electric)	8500/10,700
Heating Capacities BTUH (heat pump)	10,000/10,300
Power Supply	230/208V 60Hz
Humidity Removal Pts/Hr	2.5
Ventilation Control	Yes
Fan Only	Yes
Air Delivery CFM	310


Fan Motor Speeds	2
Amps Cooling	5.9/5.5
Amps Heating (Electric Heat)	14.8/13.4
Max. Fuse Size	20
Slide-Out Chassis	Yes
Window Mounting Kit-Standard	Yes
Power Cord	C
Shipping Weight (lbs.)	119
Max. Wall Thickness	9"
Dimensions HxWxD (inches)	15 <sup>3</sup> / <sub>8</sub> x 22 <sup>5</sup> / <sub>8</sub> x 23 <sup>1</sup> / <sub>2</sub>
Warranty	517-787-2100
In-Home Service	Yes



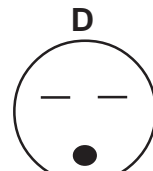
15 AMP  
115 VOLT  
PARALLEL



15 AMP  
230 VOLT  
TANDEM



20 AMP  
230 VOLT  
TEE



30 AMP  
230 VOLT  
TANDEM

All specifications subject to change without notice.