


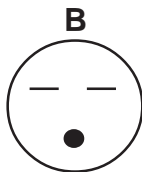
REG-71A

Cooling Capacities BTUH	6,900
Approx. Sq. Ft. Cooling	350
E.E.R.	9.7
Heating Capacities BTUH (electric)	3850
Heating Capacities BTUH (heat pump)	N/A
Power Supply	115V 60Hz
Ventilation Control	Yes
Fan Only	Yes
Air Delivery CFM	205
Fan Motor Speeds	2

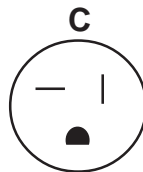
Amps Cooling	6.6
Amps Heating	11.0
Maximum Fuse Size	15
Slide-Out Chassis	Yes
Window Mounting	Yes
Power Cord	A
Shipping Weight (lbs.)	66
Remote Control	Yes
Dimensions HxWxD (inches)	13 ⁷ / ₈ x 18 ⁹ / ₁₆ x 20 ¹¹ / ₁₆
Warranty	877-755-7932
In-Home Service	Yes



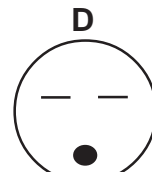
15 AMP
115 VOLT
PARALLEL



15 AMP
230 VOLT
TANDEM



20 AMP
230 VOLT
TEE



30 AMP
230 VOLT
TANDEM

All specifications subject to change without notice.