

# ACCESSORIES GUIDE

## PACKAGED TERMINAL AIR CONDITIONERS & HEAT PUMPS



### 42" Wall Sleeve

▶▶ [Part No. 7602-500](#)

Our 42" wall sleeve is constructed from galvanized steel and powder coated for durability and aesthetic appeal. The wall sleeve comes factory assembled by spot welding to minimize breaches in the cabinet surface. It contains four chassis mounting holes, four grille mounting holes and two drain holes for optional drain kit.

#### Dimensions W x H x D (inches)

42 x 16 x 13<sup>3</sup>/<sub>4</sub>

### 42" Main Duct Kit

▶▶ [Part No. 7602-502](#)

The accessory duct kit for our 42" PTAC unit is used to supply air to an adjacent room. Additional ducting (sold separately) for either the right or left side is necessary. The duct kit is constructed from galvanized steel and powder coated for corrosion resistance and aesthetic appeal. Mounting brackets and a foam seal provide a tight bond to the PTAC unit. The interior is insulated using mold resistant poly insulation. The unit ships with an air volume baffle which provides a 35/65 split between the primary and adjacent rooms. Each duct kit contains: Duct adapter, adapter collar, mounting brackets, end cover, grille, hardware and instructions.

#### Dimensions W x H x D (inches)

42<sup>1</sup>/<sub>4</sub> x 7<sup>1</sup>/<sub>4</sub>\* x 7<sup>1</sup>/<sub>2</sub>

\*from top of PTAC


#### Also Available:

#### Duct Termination Kit

▶▶ [Part No. 7602-503](#)

#### Duct Extension Kit

▶▶ [Part No. 7602-504](#)



# HEAT CONTROLLER, INC.



## 42" Stamped Grille

▶▶ [Part No. 7602-501](#)

Our stamped grille is made from durable, light weight aluminium and made to fit a standard 42" wall sleeve.


**Dimensions W x H (inches)**

42 x 16

## 42" Architectural Grille

▶▶ [Part No. 7602-505](#)

Our architectural grille fits a standard 42" wall sleeve. It's formed from durable aluminium for weight reduction and weather resistance and powder coated for greater durability. Louvers are connected with high tensile rods. The grille comes factory assembled and includes four attachment points and two discharge air shaping deflectors.



**Dimensions W x H x D (inches)**

42 x 15<sup>3</sup>/<sub>4</sub> x 1<sup>3</sup>/<sub>8</sub>



\* Electrical receptacle is not included

## 42" Sub-Base

▶▶ [Part No. 7602-509](#)

Made from galvanized steel and powder coated, our sub-base has only two pieces, plus the skirting, for faster and more economical installation. Each kit contains: Sub-base main body, front cover, left and right side skirt, adjusting feet, hardware and installation instructions..

**Dimensions W x H x D (inches)**

42 x 3 x 3<sup>7</sup>/<sub>8</sub>


## 90° Drain Kit

▶▶ [Part No. 7602-506](#)

The drain kit, available with a 90° drain tube or 180° drain tube, can be used for either an internal or external drain and can be attached to one of two available outlets on the wall sleeve. The mounting plates are made from galvanized steel and powder coated to match the wall sleeve.

## 180° Drain Kit

▶▶ [Part No. 7602-507](#)



\* image of 90° drain kit

Design, material, performance data and components subject to change without notice

# HEAT CONTROLLER, INC.

1900 Wellworth Ave., Jackson, MI 49203 ♦ Ph. 517-787-2100 ♦ Fax 517-787-9341

THE QUALITY LEADER IN CONDITIONING AIR

[www.heatcontroller.com](http://www.heatcontroller.com)