


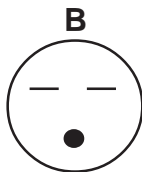
BG-83A

Cooling Capacities BTUH	7,800/8,000
Approx. Sq. Ft. Cooling	350
E.E.R.	9.6
Heating Capacities BTUH (electric)	N/A
Heating Capacities BTUH (heat pump)	N/A
Power Supply	208/230V 60Hz
Ventilation Control	Yes
Fan Only	Yes
Air Delivery CFM	260
Fan Motor Speeds	3/3

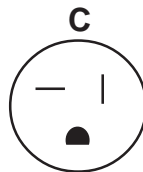
Amps Cooling	4.1/3.8
Amps Heating	N/A
Maximum Fuse Size	15A
Slide-Out Chassis	Thru-the-wall
Window Mounting	No
Power Cord	B
Shipping Weight (lbs.)	79
Max. Wall Thickness	15"
Dimensions HxWxD (inches)	14 ^{13/32} x 24 x 20 ^{3/32}
Warranty	877-755-7932
In-Home Service	Yes



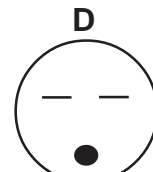
15 AMP
115 VOLT
PARALLEL



15 AMP
230 VOLT
TANDEM



20 AMP
230 VOLT
TEE



30 AMP
230 VOLT
TANDEM

All specifications subject to change without notice.