

CMA14**SG Series

FEATURES

Horizontal discharge condenser is compact in size with an alternative footprint to fit in tight spaces without detracting from landscaping and outdoor living areas. This also makes it great for apartment complexes and condominiums.

- DOE 2023 Compliant in Northern States: Minimum 13.4 SEER2 in all models
- Less expensive than traditional top-discharge condensing units
- Compact design coupled with standard wall brackets allow for multiple condensing units in the same footprint – ideal for light-commercial applications
- All units are designed with time tested rotary compressor
- Ultra quiet operation-rated as low as 54 decibels
- Attractive cabinet is galvanized steel with powder coated finish for durability, in attractive neutral color
- Low voltage 24V control system for universal use
- Bio-engineered fan blade designed for efficient, quiet operation
- R410A refrigerant
- Where TXV's are used, a 15% bleed-type is required. Use of Non-bleed TXV's will void warranty



Full line of AHRI matches to obtain the highest possible of efficiencies.


AHRI reference numbers included on page 2.

Comfort-Aire®

HORIZONTAL DISCHARGE CONDENSER

1 to 3 Tons

*Five models to choose from
12,000 to 36,000 BTUH*



CMA14SG SERIES HORIZONTAL CONDENSER**

0=115-1-60, 1=208/230V-1-60

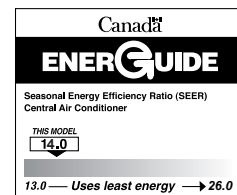
OUTDOOR MODEL	INDOOR MODEL EVAP. COIL/ AIR HANDLERS	TXV KIT WHERE NEEDED	COOLING PERFORMANCE			REFRIGERANT CONNECTION				REFRIGERANT LINE SIZE		AHRI REFERENCE NUMBERS
			SEER2	EER2	AHRI CAPACITY	OUTDOOR (SWEAT)		INDOOR (SWEAT)		SUCTION	LIQUID	
	SUCTION					LIQUID	SUCTION	LIQUID				
CMA1412SG-0	(C,M)CG24P(A,B,C)4P+TXV- BLEED+TD	67304001	14	11.5	11,800	1/2"	3/8"	3/4"	3/8"	1/2"	1/4"	213270478
CMA1418SG-1	(C,M)CG3036P(A,B,C) EP+TXV-BLEED+TD	67304001	13.4	11.5	17,500	1/2"	3/8"	3/4"	3/8"	1/2"	1/4"	213270479
	(C,M)CG30P(A,B,C)5P+TXV- BLEED+TD	67304001	13.4	11	17,400	1/2"	3/8"	3/4"	3/8"	1/2"	1/4"	213270480
	(C,M)CG36P(A,B,C)7P+TXV- BLEED+TD	67304001	13.4	11	17,500	1/2"	3/8"	3/4"	3/8"	1/2"	1/4"	213270481
CMA1424SG-1	(C,M)CG3036P(A,B,C) EP+TXV-BLEED+TD	67304001	13.4	11.5	23,000	5/8"	3/8"	3/4"	3/8"	5/8"	3/8"	213270482
	(C,M)CG30P(A,B,C)5P+TXV- BLEED+TD	67304001	13.4	11	22,800	5/8"	3/8"	3/4"	3/8"	5/8"	3/8"	213270483
	(C,M)CG36P(A,B,C)7P+TXV- BLEED+TD	67304001	13.4	11.5	23,000	5/8"	3/8"	3/4"	3/8"	5/8"	3/8"	213270484
CMA1430SG-1	(C,M)CG3036P(A,B,C) EP+TXV-BLEED+TD	67304001	13.4	11	29,000	3/4"	3/8"	3/4"	3/8"	3/4"	3/8"	213270485
CMA1436SG-1	(C,M)CG3036P(A,B,C) EP+TXV-BLEED+TD	67304001	13.4	11.5	34,000	3/4"	3/8"	3/4"	3/8"	3/4"	3/8"	213270486

Where TXVs are necessary due to AHRI-match or performance-related applications, a 15% bleed-type TXV is required.

**Where TXV's are used, a 15% bleed-type is required.
Use of Non-bleed TXV's will void warranty.**

Bleed-Style TXV's for use with CMA14-SERIES and Comfort-Aire
Coils/Air Handlers:

- **67304001** TXV for use with **CMA14 1.0T – 3.0T**
 - (C,M)CG*P Coils
 - HMG/HCG Air Handlers



CMA14SG SERIES HORIZONTAL CONDENSER**

0=115-1-60, 1=208/230V-1-60

SPECIFICATIONS	CMA1412SG-0	CMA1418SG-1	CMA1424SG-1	CMA1430SG-1	CMA1436SG-1
Nom. Cooling Capacity (BTUH)	11,800	17,500	23,000	29,000	34,000
Ambient Operation Temp.	65 - 115F	65 - 115F	65 - 115F	65 - 115F	65 - 115F
Operation Sound Level dB(A)	52	55	59	59	59
Outdoor Airflow CFM	1000	1600	2450	2280	2250
ELECTRICAL					
Cooling Amps	7.15	5.25	7.05	8.95	10.05
Min. Circuit Ampacity	11	10	11.5	14	16
Max. Fuse/HACR Circuit Breaker	15.0	15.0	15.0	20.0	25.0
SYSTEM COMPONENTS					
Compressor Type	Rotary	Rotary	Rotary	Rotary	Rotary
Condenser	Aluminum Fin / Copper Tube				
LINE SET SPECIFICATIONS					
Liquid Line (inch) (sweat)	1/4"	1/4"	3/8"	3/8"	3/8"
Suction Line (inch) (sweat)	1/2"	1/2"	5/8"	3/4"	3/4"
Max. Ref. Pipe Length	82'	82'	82'	82'	82'
Max. Difference in Elevation ¹	33'	33'	33'	33'	33'
PHYSICAL CHARACTERISTICS					
Dimensions (in.) W x H x D	33.5 x 21.9 x 13.6	36 x 27.6 x 15	40.63 x 31.89 x 17.52	40.63 x 31.89 x 17.52	40.63 x 31.89 x 17.52
Net Wt/Shipping Wt (lbs)	76.1/94.8	105.8/114.6	125.7/135.6	141.1/152.1	141.1/152.1

NOTES:


¹ Oil traps must be installed every 10 feet when outdoor unit is installed above indoor unit.



12,000 BTUH



18,000 BTUH



24,000, 30,000, 36,000 BTUH

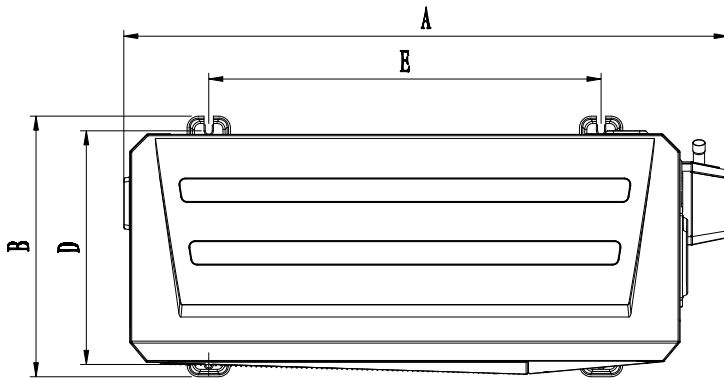
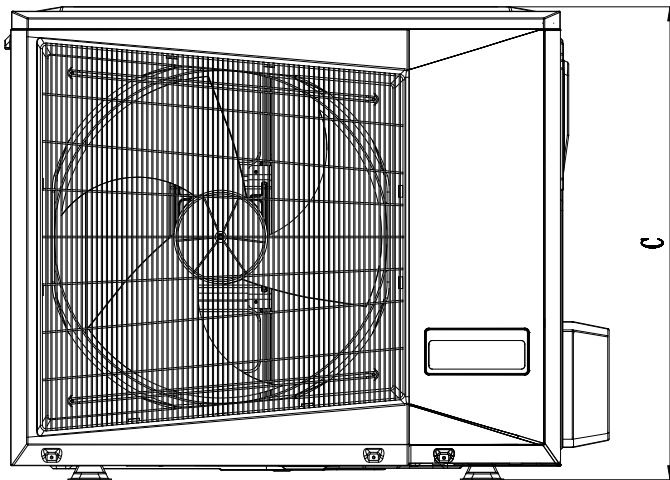
CMA14**SG Series



PHYSICAL CHARACTERISTICS & SOUND RATINGS

0=115-1-60, 1=208/230V-1-60

Model	Dimensions					Net/Ship Weight	Sound Ratings (dBa)
	A - width (in.)	B - depth (in.)	C - height (in.)	D - mount depth	E - mount width		
CMA1412SG-0	33.5	13.6	21.9	11.0	20.0	76.1/94.8	52
CMA1418SG-1	36	15	27.64	12.8	21.1	105.7/114.6	55
CMA1424SG-1	40.63	17.52	31.89	15.2	26.4	125.7/135.6	59
CMA1430SG-1	40.63	17.52	31.89	15.2	26.4	141.1/152.1	59
CMA1436SG-1	40.63	17.52	31.89	15.2	26.4	141.1/152.1	59



"This product complies with all California product labeling laws including, but not limited to, the Safe Drinking Water and Toxic Enforcement Act of 1986, more commonly known as Proposition 65."

Due to ongoing product improvements, specifications and dimensions are subject to change and correction without notice or incurring obligations. Determining the application and suitability for use of any product is the responsibility of the installer. Additionally, the installer is responsible for verifying dimensional data on the actual product prior to beginning any installation preparations.

Third party incentive and rebate programs have precise requirements as to product performance and certification. All products meet applicable regulations in effect on date of manufacture; however, certifications are not necessarily granted for the life of a product. Therefore, it is the responsibility of the applicant to determine whether a specific model qualifies for these incentive/rebate programs.