

# HWCG\*\*XOA

## LE Series

### SPECIFICATIONS

- ECM constant torque blower motor is pre-programmed at the factory with speeds and torques controlled by software embedded in the motor for enhanced energy efficiency
- Designed for use with a boiler loop, air handlers are AHRI matched to RSG-HRG "M & P" Series split system condensers

#### Application

- **Multi-Position Design** – Shipped upflow or horizontal right from the factory, can be field converted to downflow\* or horizontal left applications
- **Line Voltage Terminal Block** – Allows fast, simple thermostat connection
- **Slide-Out Blower Assembly** – Mounted on rails to make maintenance and service fast
- **Freeze Protection for Both Heating & Cooling** – Protects the entire system year-round
- **R-410A Factory Installed TXV** – Provides reliable refrigerant metering
- 3/4" Water Connections – Assures correct water supply lines

#### Multi-Blower Speed

- Direct drive blower with five speed taps and torques programmed into the motor
- Shipped from the factory with disposable filter in the filter rack

#### Electric Supply

- 120V, 60 Hz system
- Low voltage terminal block
- Connections can be made from cabinet top or left side

#### Hydronic Heat

- Comes with hydronic heat coil installed
- Controls are accessible from the front
- Freeze stat wired into circulating pump control circuit

#### Cabinet Features

- Durable galvanized steel cabinet has painted front panels
- 1/2" faced insulation throughout protects against sweating, enhances efficiency

#### Evaporator Coil

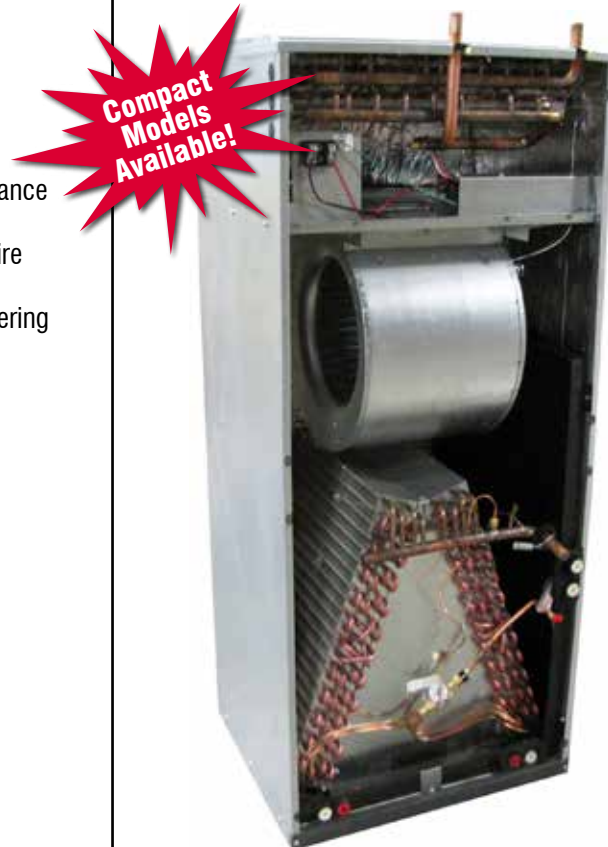
- Copper tube/enhanced aluminum fins
- Non-corrosive drain pans
- Primary and secondary drain connections with alternate right side primary

\*Downflow application requires a downflow kit for all models. See Page 4 for complete list.

*Comfort-Circ*

### HYDRONIC AIR HANDLER

*Constant torque ECM Motor  
with RSG-HRG "M & P" Series*



1-1/2 to 5 Tons

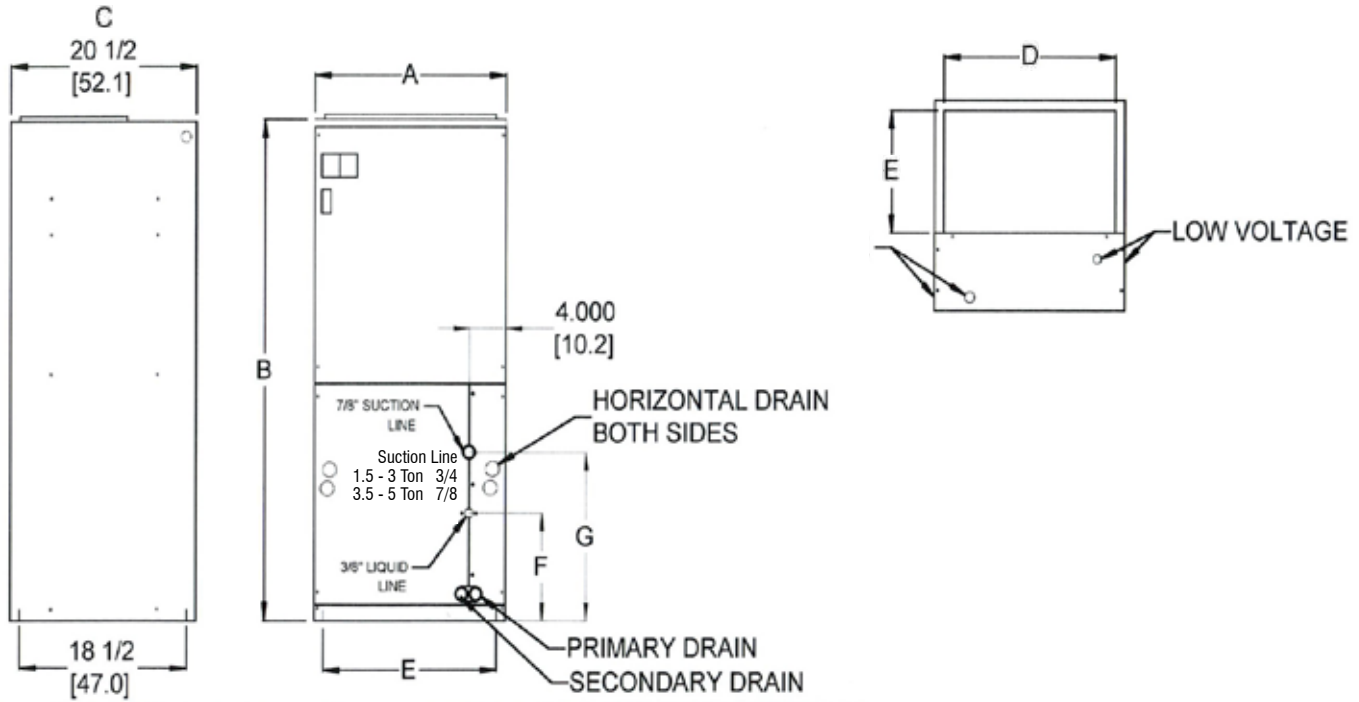


Certification applies only when complete system is listed with AHRI.

## MODEL NUMBER GUIDE

H	W	C	G	24	X	O	A
Air Handler	Water Heat (Hydronic)	Aluminum Fin/ Copper Tube Coil	'Green' Gas R-410A	BTUH Capacity x 1000	TXV with Constant Torque Blower Motor	Voltage Code 0=115V-1-60	Revision Level

## HYDRONIC AIR HANDLER WITH CONSTANT TORQUE ECM MOTOR



## PHYSICAL DIMENSIONS

MODEL	A	B	C	D	E	F	G	FILTER SIZE	PISTON SIZE	SHIPPING WT LBS
HWCG24X0A	21	49 1/4	20 1/2	18 3/4	12	8 1/4	12 1/4	16 x 20	0.059	100
HWCG30X0A	21	49 1/4	20 1/2	18 3/4	12	8 1/4	12 1/4	16 x 20	0.068	118
HWCG42X0A	24 1/2	57	20 1/2	22 1/4	14 3/4	13	18	20 x 20	0.080	153
HWCG48X0A	24 1/2	57	20 1/2	22 1/4	14 3/4	13	18	20 x 20	0.084	180
HWCG60X0A	24 1/2	57	20 1/2	22 1/4	14 3/4	15	20	20 x 20	0.092	200

## PERFORMANCE DATA - 3.5 GPM PUMP (NOT PROVIDED MUST BE FIELD INSTALLED)

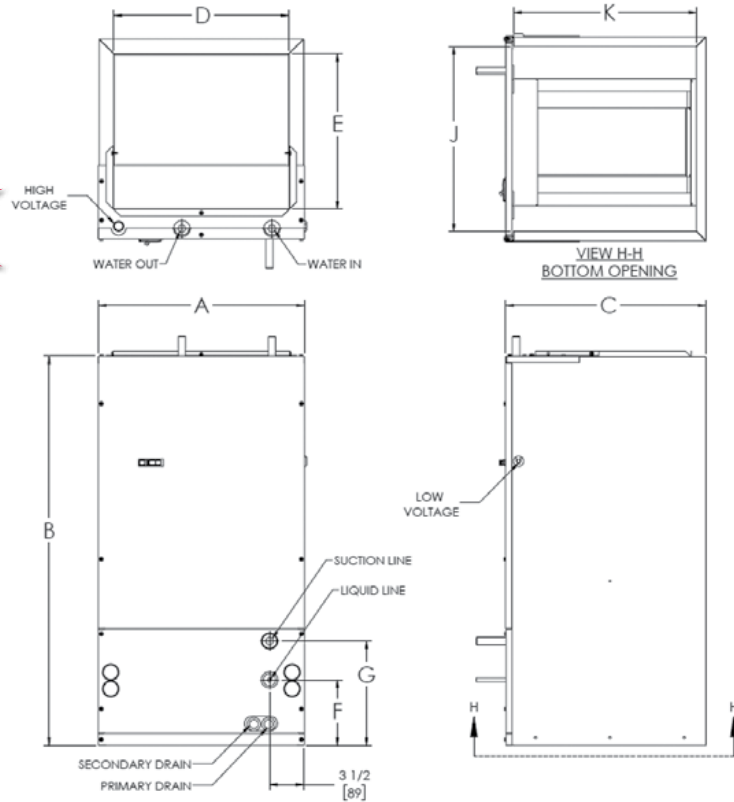
MODEL	PERFORMANCE DATA						ELECTRICAL DATA	
	COOLING NOM. TONS	HEATING COIL		HEATING CAP BTUH @ 3.5 GPM*			MIN. CIRC. AMPACITY	MAX. FUSE/CIRCUIT BREAKER
		ROW	SIZE	120° F EWT	140° F EWT	180° F EWT		
HWCG24X0A	1.5 - 2.0	3	18" X 12"	21,600	37,000	59,300	6.6	15A
HWCG30X0A	2.5	3	18" X 12"	28,700	40,900	65,500	9.1	20A
HWCG42X0A	3.0 - 3.5	3	22" X 14 1/2"	37,800	53,800	86,300	14.3	30A
HWCG48X0A	4.0	4	22" X 14 1/2"	44,400	63,200	101,300	14.3	30A
HWCG60X0A	5.0	4	22" X 14 1/2"	46,600	66,300	106,400	14.3	30A

\*At high speed setting

## MODEL NUMBER GUIDE

<b>H</b>	<b>W</b>	<b>C</b>	<b>G</b>	<b>23</b>	<b>X</b>	<b>O</b>	<b>A</b>
Air Handler	Water Heat (Hydronic)	Aluminum Fin/ Copper Tube Coil	'Green' Gas R-410A	BTUH Capacity x 1000	TXV with Constant Torque Blower Motor	Voltage Code 0=115V-1-60	Revision Level

## HYDRONIC AIR HANDLER (23,35,47) WITH CONSTANT TORQUE ECM MOTOR



## PHYSICAL DIMENSIONS

MODEL	A	B	C	D	E	F	G	J	K	FILTER SIZE	PISTON SIZE	SHIPPING WT LBS
HWCG23X0A	21	40	20 1/2	18	16	6 3/4	10 3/4	18 1/2	18 1/2	16 x 20	0.059	100
HWCG35X0A	21	42	23	18	19	8 3/4	12 3/4	18	20	20 x 20	0.068	170
HWCG47X0A	21	48	28	18	24	11 3/4	15 3/4	18	25	20 x 25	0.084	200
HWCG59X0A	21	48	28	18	24	11 3/4	15 3/4	18	25	20 x 25	0.084	200

## PERFORMANCE DATA - 3.5 GPM PUMP (NOT PROVIDED MUST BE FIELD INSTALLED)

MODEL	PERFORMANCE DATA						ELECTRICAL DATA	
	COOLING NOM. TONS	HEATING COIL		HEATING CAP BTUH @ 3.5 GPM*			MIN. CIRC. AMPACITY	MAX. FUSE/CIRCUIT BREAKER
		ROW	SIZE	120° F EWT	140° F EWT	180° F EWT		
HWCG23X0A	1.5 - 2.0	3	2.1	25,000	35,300	56,300	6.6	15A
HWCG35X0A	2.5 - 3.0	4	1.1	38,750	54,805	84,820	9.1	20A
HWCG47X0A	3.5 - 4.0	4	0.8	48,200	68,125	98,640	14.3	25A
HWCG59X0A	3.5 - 5.0	4	0.8	48,200	68,125	98,640	14.3	25A

\*At high speed setting

## BLOWER DATA

MODEL	MOTOR HP	MOTOR VOLTAGE	SPEED TAP	CFM * V. EXTERNAL STATIC					AMPS
				0.10	0.20	0.30	0.40	0.50	
HWCG24XOA	1/3	120-1-60	TAP 5	900	853	797	738	673	4.8
			TAP 4	670	646	613	592	553	
			TAP 3	500	476	452	421	400	
			TAP 2	400	381	360	339	312	
			TAP 1	900	853	797	738	673	
HWCG30XOA	1/2	120-1-60	TAP 5	1150	1087	1030	975	910	6.8
			TAP 4	1080	1048	1010	960	895	
			TAP 3	900	862	825	796	745	
			TAP 2	700	663	632	600	552	
			TAP 1	500	473	449	421	395	
HWCG42XOA HWCG48XOA HWCG60XOA	1.0	120-1-60	TAP 5	1850	1806	1752	1700	1652	10.9
			TAP 4	1704	1656	1600	1532	1479	
			TAP 3	1494	1461	1426	1400	1364	
			TAP 2	1350	1310	1272	1229	1175	
			TAP 1	676	652	621	600	559	

## BLOWER DATA - COMPACT MODELS

MODEL	MOTOR HP	MOTOR VOLTAGE	SPEED TAP	CFM * V. EXTERNAL STATIC					AMPS
				0.10	0.20	0.30	0.40	0.50	
HWCG23XOA	1/5	120-1-60	TAP 5	895	860	815	770	705	4.8
			TAP 4	825	795	770	750	700	
			TAP 3	770	735	705	685	665	
			TAP 2	705	675	655	615	595	
			TAP 1	655	615	605	580	540	
HWCG35XOA	1/2	120-1-60	TAP 5	1245	1190	1130	1085	1020	5.4
			TAP 4	1170	1130	1085	1045	1000	
			TAP 3	935	910	865	840	805	
			TAP 2	815	785	745	715	685	
			TAP 1	685	655	605	580	520	
HWCG47XOA HWCG59XOA	1.0	120-1-60	TAP 5	1950	1880	1845	1805	1780	10.9
			TAP 4	1765	1740	1725	1685	1660	
			TAP 3	1500	1480	1450	1415	1385	
			TAP 2	1245	1205	1185	1150	1105	
			TAP 1	1010	900	825	765	705	

## DOWNFLOW KITS

MODEL	AIR HANDLER MATCH
DFK-2	HWCG24XOA, HWCG24TOA
DFK-3	HWCG23XOA, HWCG23TOA
DFK-5	HWCG30XOA
DFK-6	HWCG35XOA, HWCG35TOA
DFK-7	HWCG36TOA
DFK-9	HWCG42XOA, HWCG48XOA, HWCG60TOA
DFK-10	HWCG47XOA, HWCG47TOA, HWCG59XOA, HWCG59TOA
DFK-11	HWCG48TOA
DFK-12	HWCG60XOA

Due to ongoing product improvements, specifications and dimensions are subject to change and correction without notice or incurring obligations. Determining the application and suitability for use of any product is the responsibility of the installer. Additionally, the installer is responsible for verifying dimensional data of the actual product prior to beginning any installation preparations. Third party incentive and rebate programs have precise requirements as to product performance and certification. All products meet applicable regulations in effect on date of manufacture; however, certifications are not necessarily granted for the life of a product. Therefore, it is the responsibility of the applicant to determine whether a specific model qualifies for these incentive/rebate programs.

"This product complies with all California product labeling laws including, but not limited to, the Safe Drinking Water and Toxic Enforcement Act of 1986, more commonly known as Proposition 65."